

VCXO SBVX - 11

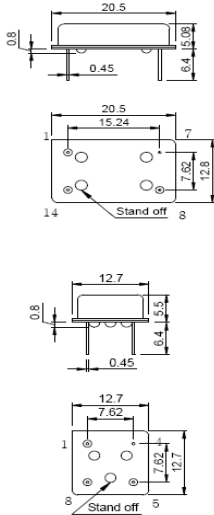
HIGH FREQUENCY VCXO
DIP PACKAGE

PICTURE
AREA

APPLICATIONS

- ▶ Suppress jitter
- ▶ Set top box
- ▶ PLL circuit
- ▶ Repeater

OUTLINE DIMENSIONS



ELECTRICAL SPECIFICATIONS

Frequency range	36.000MHz to 220.000MHz		
Frequency stability	±25ppm	±50ppm	±100ppm
	Inclusive of operating temperature		
Operating temperature range	0 °C ~ 70 °C		
Storage temperature range	-50 °C ~ 105 °C		
Input voltage	+3.3Vdc ±0.3V	+5.0Vdc ±0.5V	
Input current	45mA max.	60mA max.	
"0" / "1" level	+0.4V max. / +2.4V min.	+0.5V max. / +4.5V min.	
Duty ratio	60/40% or 40/60% (typical)		
Pulling range	±100ppm min. (at +1.65Vdc ±1.35V)		
Linearity	10% max.		
Rise & Fall time	5nS max. at +3.3Vdc (+0.4Vdc to +2.4Vdc)		
Start up time	5mS max. (at +3.3Vdc)		
Fan out	15pF		
Aging (at 25 °C)	±5ppm / year max.		

ENVIRONMENTAL & MECHANICAL SPECIFICATIONS

Shock	MIL-STD-883C, Method 2002, Condition B
Vibration	MIL-STD-883C, Method 2007, Condition A
Solderability	MIL-STD-883C, Method 2003
Seal integrity	MIL-STD-883C, Method 1014, Condition C & A2
Marking	MIL-STD-202F, Method 215

PART NUMBERING GUIDE

S B V X 1 1 B A H 3

Sbtron

VCXO

Model No.

Frequency stability

A = ± 25 ppm

B = ± 50 ppm

C = ±100 ppm

D = Customize

Input voltage

3 = 3.3Volt

5 = 5.0Volt

Package type

H = Half size / 8 Pin DIP

F = Full size / 14 Pin DIP

Temperature range

A = 0 °C ~ 70 °C

B = -20 °C ~ 70 °C

C = -30 °C ~ 80 °C

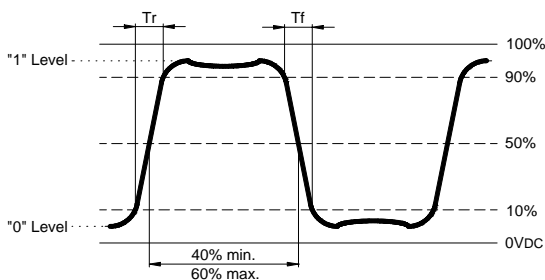
D = Customize

Standard specifications for product indicated in **BLUE** character

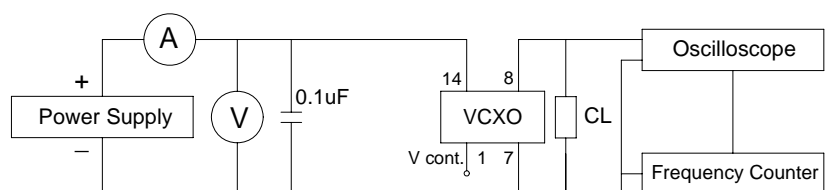
Specifications subjects to change without notice & If you need other specifications, Contact our factory.

Pin NO	Function
#1	Voltage
#4 / #7	GND
#5 / #8	Frequency
#8 / #14	Vcc

WAVE FORM



TEST CIRCUIT



NOTES : CL ... 15pF INCLUDES ALL STRAY AND SCOPE/FREQ.CTR. LOADING CAPACITANCE

SBtron

Tel : +82 2 858-3947 / +82 2 851-7921 • Fax : +82 2 856-8349
Domestic : sales@sbtron.co.kr • International : overseas@sbtron.co.kr • Engineering : eng@sbtron.co.kr