

# OSCILLATOR SBXO - 18

## APPLICATIONS

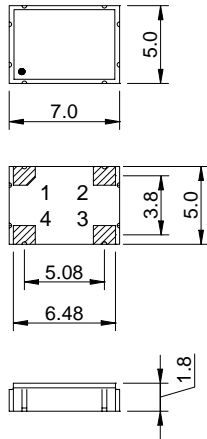
- ▶ Mobile system
- ▶ CCD module
- ▶ Notebook
- ▶ PDA

## CERAMIC SMD OSCILLATOR

7mm X 5mm X 1.8mm(H)

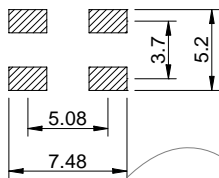
PICTURE  
AREA

### OUTLINE DIMENSIONS



Pin No.	Function
1	Tri-state or no connect
2	GND
3	Frequency output
4	Vcc

### < PAD LAYOUT >



### ELECTRICAL SPECIFICATIONS

Frequency range	1.000MHz to 125.000MHz		
Frequency stability	±25ppm	±50ppm	±100ppm
	Inclusive of operating temperature		
Operating temperature range	0 °C ~ 70 °C		
Storage temperature range	-50 °C ~ 105 °C		
Input voltage	+3.3Vdc ±0.3V	+5.0Vdc ±0.5V	
Input current	45mA max.	60mA max.	
"0" / "1" level	+0.4V max. / +3.0V min.	+0.5V max. / +4.5V min.	
Duty ratio	60/40% or 40/60% (typical)		
Rise & Fall time	10nS max. at +5.0Vdc (+0.5Vdc to +4.5Vdc)		
	5nS max. at +3.3Vdc (+0.4Vdc to +2.4Vdc)		
Start up time	10mS max. (at +5.0Vdc)		
	5mS max. (at +3.3Vdc)		
Fan out	15pF // 10 TTL		
Aging (at 25 °C)	±5ppm / year max.		

### ENVIRONMENTAL & MECHANICAL SPECIFICATIONS

Shock	MIL-STD-883C, Method 2002, Condition B
Vibration	MIL-STD-883C, Method 2007, Condition A
Solderability	MIL-STD-883C, Method 2003
Seal integrity	MIL-STD-883C, Method 1014, Condition C & A2
Marking	MIL-STD-202F, Method 215

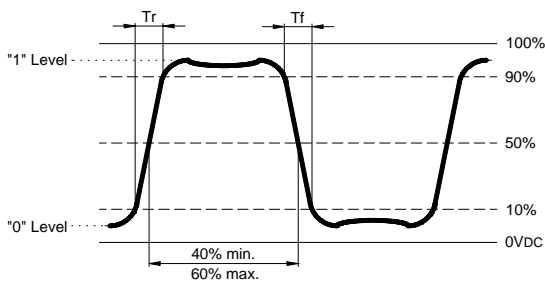
### PART NUMBERING GUIDE

<b>S</b> Sbrtron	<b>B</b> Oscillator	<b>X</b> Model No.	<b>O</b> Frequency stability	<b>1</b> A = ± 25 ppm B = ± 50 ppm C = ±100 ppm D = Customize	<b>8</b> Input voltage 3 = 3.3Volt 5 = 5.0Volt	<b>B</b> Pin #1 function T = Tri-state Blank = No connect	<b>A</b> Temperature range A = 0 °C ~ 70 °C B = -20 °C ~ 70 °C C = -30 °C ~ 80 °C D = Customize	<b>T</b>	<b>3</b>
------------------	---------------------	--------------------	------------------------------	--	--	---	---	----------	----------

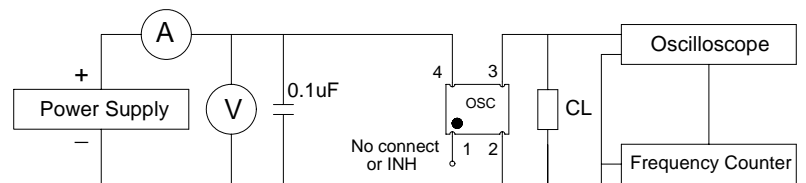
Standard specifications for product indicated in **BLUE** character

Specifications subjects to change without notice & If you need other specifications, Contact our factory.

### WAVE FORM



### TEST CIRCUIT



NOTES : (1) CL ... 15pF INCLUDES ALL STRAY AND SCOPE/FREQ.CTR. LOADING CAPACITANCE