

TCXO SBTO - 25

H-CMOS

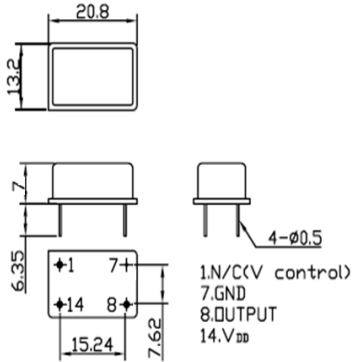
20.8 X 13.2 X 7.0(H)

APPLICATIONS

- ▶ Repeater
- ▶ Measurement system
- ▶ Communication system
- ▶ RF module

PICTURE
AREA

OUTLINE DIMENSIONS



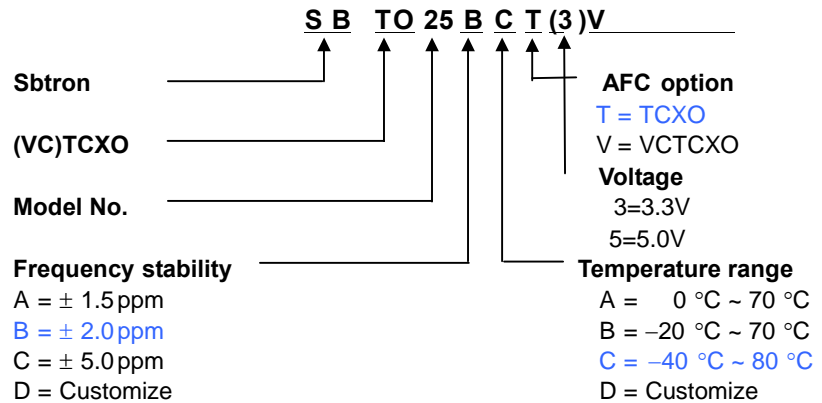
ELECTRICAL SPECIFICATIONS

Frequency range	10.000MHz to 100.000MHz		
Frequency stability	±1.5ppm	±2.0ppm	±5.0ppm
	Inclusive of operating temperature		
Operating temperature range	-30 °C ~ 80 °C		
Storage temperature range	-55 °C ~ 125 °C		
Input voltage	+3.3Vdc ±0.3V (5.0V available)		
Input current	3mA max.		
Output wave form	1.0Vp-p min. (Clipped sine wave)		
Input voltage stability	±0.3ppm max. (at +3.0Vdc ±0.3V)		
Input impedance	1MΩ		
Load	10KΩ // 10pF		
Aging (at 25 °C)	±1.0ppm max. / year		
AFC characteristic (option)	±10ppm min. (at +1.65Vdc ±1.65V)		
Polarity	Positive		
Phase noise	100Hz : -120dBc/Hz		
	1KHz : -135dBc/Hz		
	10KHz : -148dBc/Hz		

ENVIRONMENTAL & MECHANICAL SPECIFICATIONS

Shock	MIL-STD-883C, Method 2002, Condition B
Vibration	MIL-STD-883C, Method 2007, Condition A
Solderability	MIL-STD-883C, Method 2003
Seal integrity	MIL-STD-883C, Method 1014, Condition C & A2
Marking	MIL-STD-202F, Method 215

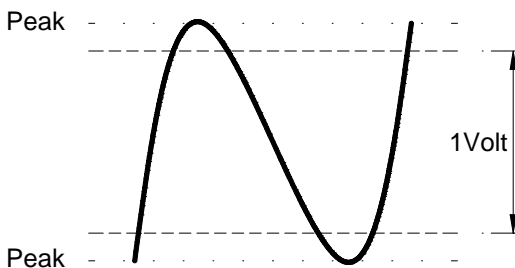
PART NUMBERING GUIDE



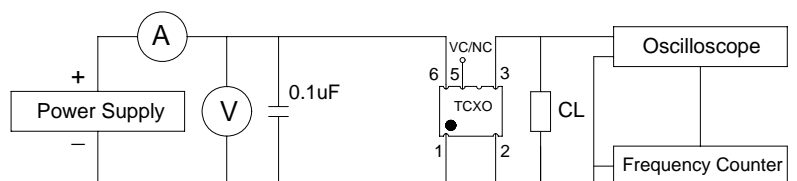
Standard specifications for product indicated in **BLUE** character

Specifications subjects to change without notice & If you need other specifications, Contact our factory.

WAVE FORM



TEST CIRCUIT



NOTES : (1) CL ... 10pF INCLUDES ALL STRAY AND SCOPE/CTR. LOADING CAPACITANCE