

VCXO SBVX - 12

WIDE PULLING VCXO
DIP PACKAGE

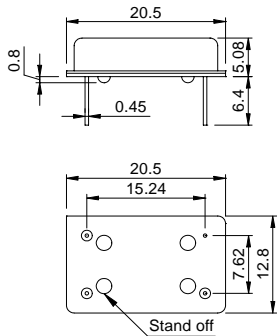
APPLICATIONS

- ▶ Communication system
- ▶ PLL circuit
- ▶ Specialized circuit
- ▶ High reliability

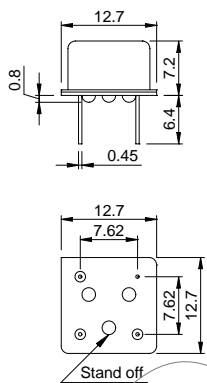
PICTURE
AREA

OUTLINE DIMENSIONS

< FULL SIZE / 14 PIN DIP >



< HALF SIZE / 8 PIN DIP >



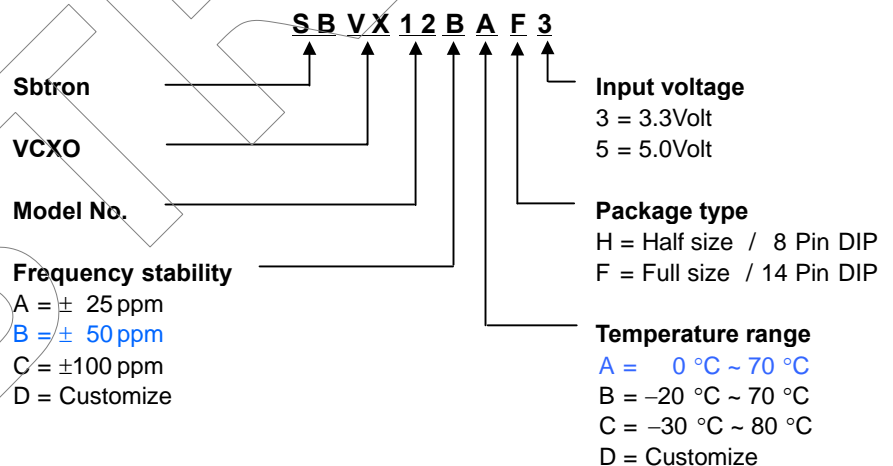
ELECTRICAL SPECIFICATIONS

Frequency range	1.000MHz to 50.000MHz		
Frequency stability	±25ppm	±50ppm	±100ppm
	Inclusive of operating temperature		
Operating temperature range	0 °C ~ 70 °C		
Storage temperature range	-50 °C ~ 105 °C		
Input voltage	+3.3Vdc ±0.3V	+5.0Vdc ±0.5V	
Input current	25mA max.	35mA max.	
"0" / "1" level	+0.4V max. / +2.4V min.	+0.5V max. / +4.5V min.	
Pulling range	≥ ±400ppm (at +1.65Vdc ±1.35V)	≥ ±600ppm (at +2.5Vdc ±2V)	
	Linearity 20% max.		
Duty ratio	60/40% or 40/60% (typical)		
Rise & Fall time	5nS max. at +3.3Vdc (+0.4Vdc to +2.4Vdc)		
Fan out	15pF		
Aging (at 25 °C)	±5ppm / year max.		

ENVIRONMENTAL & MECHANICAL SPECIFICATIONS

Shock	MIL-STD-883C, Method 2002, Condition B
Vibration	MIL-STD-883C, Method 2007, Condition A
Solderability	MIL-STD-883C, Method 2003
Seal integrity	MIL-STD-883C, Method 1014, Condition C & A2
Marking	MIL-STD-202F, Method 215

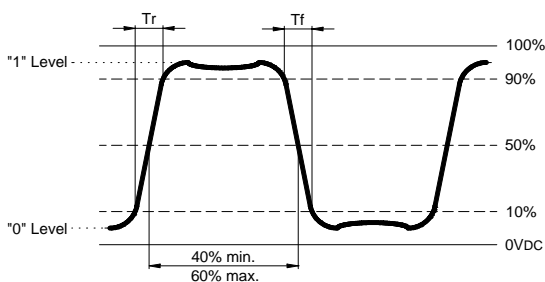
PART NUMBERING GUIDE



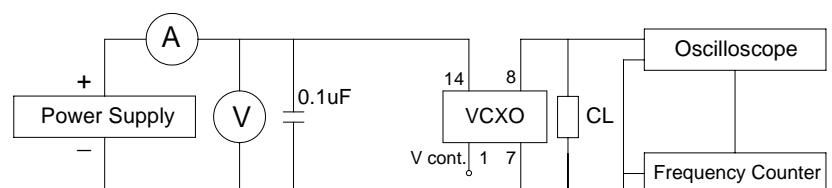
Standard specifications for product indicated in **BLUE** character

Specifications subjects to change without notice & If you need other specifications, Contact our factory.

WAVE FORM



TEST CIRCUIT



NOTES : CL ... 15pF INCLUDES ALL STRAY AND SCOPE/FREQ.CTR. LOADING CAPACITANCE